







Navigation



To turn a page you can either click anywhere on a page or you can use the menu bar.

Move your mouse to the top of the page and the menu will drop down.



-  Click the arrows to turn the pages forwards or backwards
-  Click the plus sign to zoom in - click again to zoom in more
-  Click the minus sign to zoom out again one level at a time
-  Click on the Book sign if you have zoomed in several levels and want to zoom all the way out with one click
-  Click Print to print all or a selection of pages.
-  Click Settings to adjust the page turn speed, and to configure and start or stop the autoturn feature.

GE WALL



Distribution
Systems
Manufacturing
Maintenance & Support

[Contents](#)